


COMPANY INTRODUCTION


Oncall LED was founded in 2004. We are in USA. Our manufacture based in Shenzhen which is called the LED capital of China.

Oncall LED mainly focus in LED industrial lighting and commercial lighting such as LED Shoe box, LED High bay, LED Flood light, LED Wall pack, LED Security light, LED Shop light, LED Wraparound, LED Panel and so on. Because of the first-class quality, unique design, reasonable price and good reputation. Morethan 90% products have successfully passed UL, ETL, DLC, CE and SAA certificates, also certificated by ISO9001 ISO14000 standards.

We insist "honest, professional, mutual-benefit" as a concept, and we always adhering to the principle of cutting - edge quality, attractive appearance and easy to use. We have been viewed experiences and customer requirements as the center of work, pursuit of high quality and excellent service, continuing to explore and beyond. We looking forward to cooperate with all our partners to create a better future.



Oncall LED



Oncall LED




Oncall LED



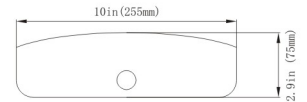

LED WRAPAROUND

FEATURES

- Integrated PC board design, higher cost performance and better heat dissipation.
- Knock out holds were designed at different location, to meet different application without affect dustproof.
- Unique pressure assembly cover structure, convenient for customer to disassembly and assembly.



46in (1215mm)



Basic Parameter

Model No.	Material	Power	Voltage	Lumens/w	CCT (k)	CRI	Efficiency(%)	Power Factor	Dimmable	Size	IP
LCS-WA-60W-00K	FE+PC	60W	100-277V	≥100lm/w	3000-5000K	≥80	≥90	≥95	Y	4ft	40

PACKAGING

Model No.	Materials	Carton size (inch)	Qty/Ctn.(PCS)	G.W. (KG)	Quality Warranty
LCS-WA-60W-00K	Carton:K=K	L48.6*W16.3*H12.6inch	4	17.6 KG	5 years

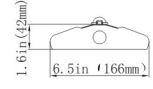
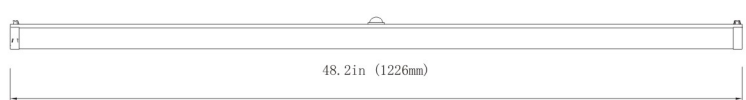


Oncall LED

LED WRAP AROUND/LED OFFICE LIGHT

FEATURES

- With Sensor and without sensor can be choose.
- 180 degree shining from two sides, widely lighting area.
- Easy and fast installation, Single-person mounting capability.
- Unique mountain shape appearance design, stronger science and technology feeling.
- Frosted light cover provides soft and comfortable light, no dizzies, uniform illumination.



Basic Parameter

Model No.	Material	Power	Voltage	Lumens/w	CCT (k)	CRI	Efficiency(%)	Power Factor	Sensor	Size	IP
LCS-SL-50121XX-002	FE+PC	50W	100-277V	≥100lm/w	3000-5000K	≥80	≥90	≥95	12- 18ft	48"	40
LCS-SL-50121XX-002IR											

PACKAGING

Model No.	Materials	Carton size (inch)	Qty/Ctn.(PCS)	G.W. (KG)	Quality Warranty
LCS-SL-50121XX-002	Carton:K=A	L49.6*W10.8*H7.8 inch	4	2.2 KG	5 years
LCS-SL-50121XX-002IR					



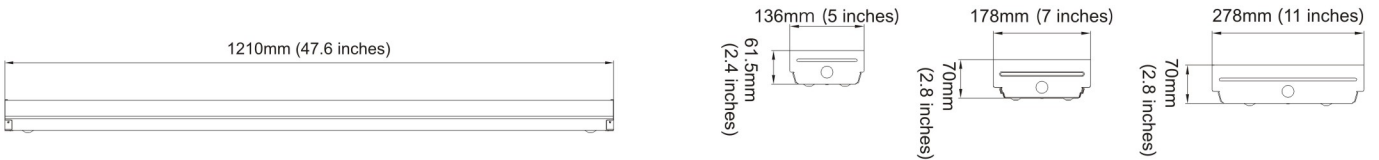

Oncall LED



LED WRAPAROUND

FEATURES

- Integrated PC board design, higher cost performance and better heat dissipation.
- Knock out holds were designed at different location, to meet different application without affect dustproof.
- Prismatic acrylic cover provides maximize light output and uniform illumination.
- With 5 inch, 7 inch, 11 inch, different power.



Basic Parameter

Model No.	Material	Power	Voltage	Lumens/w	CCT (k)	CRI	Efficiency(%)	Power Factor	Dimmable	Size (inch)	IP
LCS-WA-40W-00K	FE+PC	40W	100-277V	≥ 110lm/w	3000-5000K	≥ 80	≥ 90	≥ 95	Y	47.6*5*2.4	40
LCS-WA-50W-00K		50W								47.6*7*2.8	
LCS-WA-72W-00K		72W								47.6*11*2.8	

PACKAGING

Model No.	Materials	Carton size (inch)	Qty/Ctn.(PCS)	G.W. (KG)	Quality Warranty
LCS-WA-40W-00K	Carton:K=K	49*15.2*7	4PCS	9.5KG	5 years
LCS-WA-50W-00K		49*16.4*9.3		11.5KG	
LCS-WA-72W-00K		49*19.7*13.3		15.5KG	

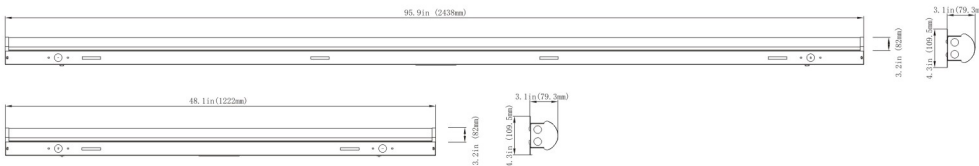

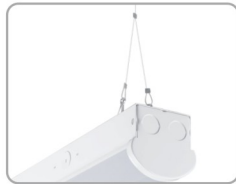



Oncall LED

LED LINEAR STRIP

FEATURES

- Integrated clip accessories, hanging chain mounting and ceiling mounting available.
- Adopt 100–277V AC driver, 1–10V dimmable driver to meet the different lighting needs.
- Striped PC cover designed, makes the light more uniform and comfortable;
- Emergency battery or without Emergency battery can be choose.



Basic Parameter

Model No.	Material	Power	Voltage	Lumens/w	CCT (k)	CRI	Efficiency(%)	Power Factor	Dimmable	Size	IP	
LCS-LN-40W-00K	FE+PC	40W	100-277V	≥110lm/w	3000-5000K	≥80	≥90	≥95	Y	48"	40	
LCS-LN-40W-EP-00K										96"		
LCS-LN-72W-00K		72W								48"		96"
LCS-LN-72W-EP-00K										96"		

PACKAGING

Model No.	Materials	Carton size (inch)	Qty/Ctn.(PCS)	G.W. (KG)	Quality Warranty
LCS-LN-40W-00K	Carton:K=K	L50*W16.3*H5.1 inch	4PCS	12.6 KG	5 years
LCS-LN-40W-EP-00K		L50*W16.3*H5.1 inch		13.6 KG	
LCS-LN-72W-00K		L97.8*W16.3*H5.1 inch		21.3 KG	
LCS-LN-72W-EP-00K		L97.8*W16.3*H5.1 inch		22.3 KG	



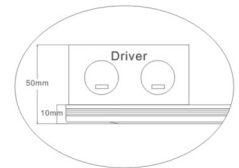
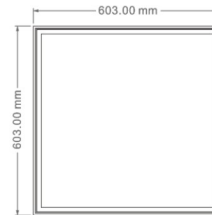

Oncall LED



LED PANEL LIGHT

FEATURES

- Even light distribution, no dark or bright spot.
- PMMA LGP, up to 95% efficiency, and no yellowish in 5 years.
- White anodized aluminum frame for best appearance and heat dissipation.
- UL / DLC / FCC Listed.



Basic Parameter

Model No.	Material	Power	Voltage	Lumens/w	CCT (k)	CRI	Efficiency(%)	Power Factor	Dimmable	Size	IP
LCS-PN01-40W-00K	AL+PC	40W	100-277V	100-110 lm/w	3000-5000K	≥80	≥90	≥95	Y	23.7" × 23.7"	44
LCS-PN02-60W-00K		60/72W								23.7" × 47.7"	
LCS-PN03-40W-00K		40W								11.9" × 47.7"	

PACKAGING

Model No.	Materials	Carton size (inch)	Qty/Ctn.(PCS)	G.W. (KG)	Quality Warranty
LCS-PN01-40W-00K	Carton: K=K	25"x6.3"x25.4"	4PCS	13.8KG	5 years
LCS-PN02-60W-00K		49"*3"*25"	2PCS	12KG	
LCS-PN03-40W-00K		49"x3"x13.4"	2PCS	5.8KG	



Oncall LED

LED BACKLIT PANEL LIGHT

(American Model)

FEATURES

- Simple structure, no LGP inside, so do not worry about the yellowish problem of conventional edge-lit LED panels.
- Wide PCB of light sources (SMD) with super heat radiation, low decay of light and long lifespan.
- High brightness, high efficiency, uniform light, no bright spots, no dark areas.
- PMMA optic lenses with high light transmission rate, and larger beam angle.
- 0-10V / PWM / RX dimming functions, compatible with most dimmers on the market.



Step Frame



Panel Back Corner



Led Lens

Basic Parameter

Model No.	Material	Power	Voltage	Lumens/w	CCT (k)	CRI	Efficiency(%)	Power Factor	Dimmable	Size	IP
LCS-PNBK-14-40W-00K	AL+PC	30W /40W	100-277V	110lm/w	3000-5000K	≥80	≥90	≥95	Y	49"x3"x13.4"	44
LCS-PNBK-22-30W-00K				25"x6.3"x25.4"							
LCS-PNBK-22-40W-00K		30W /40W /50W		130lm/w						49"x3"x25"	
LCS-PNBK-24-30W-00K											
LCS-PNBK-24-40W-00K											
LCS-PNBK-24-50W-00K											

PACKAGING

Model No.	Materials	Carton size (inch)	Qty/Ctn.(PCS)	G.W. (KG)	Quality Warranty
LCS-PNBK-14-40W-00K	Carton: K=K	49"x4.9"x13.4"	2PCS	5.8KG	5 years
LCS-PNBK-22-30W-00K		25.4"x10.2"x25.6"	4PCS	8KG	
LCS-PNBK-22-40W-00K		49"x4.9"x25.4"	2PCS	10.4KG	
LCS-PNBK-24-30W-00K					
LCS-PNBK-24-40W-00K					
LCS-PNBK-24-50W-00K					



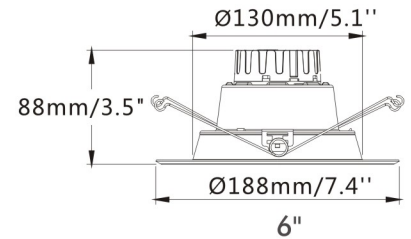
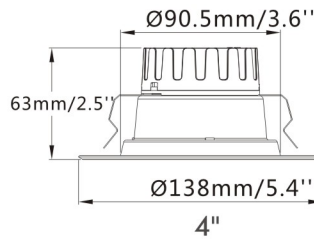
Oncall LED



LED DOWN LIGHTS

FEATURES

- Dims from 100% to as low as 10%.
- Instant-on at full Brightness.
- Reduces 80% energy costs.
- Generates very little heat.
- Ideal for general lighting application.



Basic Parameter

Model No.	Material	Power	Voltage	Lumens/w	CCT (k)	CRI	Efficiency(%)	Power Factor	Dimmable	Size	IP
LCS-DLP-9W-00K	PBT+PC	9W	120V	75lm/w	2700-5000K	≥90	≥90	≥95	Y	4"	40
LCS-DLP-14W-00K		14W	120V							5"6"	
LCS-DLP-14W-277-00K		14W	120-277V							5"6"	
LCS-DLA-9W-00K	AL+PC	9W	120V	75lm/w	2700-5000K	≥90	≥90	≥95	Y	4"	40
LCS-DLA-14W-00K		14W	270V							5"6"	

PACKAGING

Model No.	Materials	Carton size (inch)	Qty/Ctn.(PCS)	G.W. (KG)	Quality Warranty
LCS-DLP-9W-00K	Carton: K=K	21.5*14.6*10.8	40	9KG	3 years
LCS-DLP-14W-00K		26*20*14		13KG	
LCS-DLP-14W-277-00K		26*20*14		13KG	
LCS-DLA-9W-00K		21.5*14.6*10.8		9KG	
LCS-DLA-14W-00K		26*20*14		13KG	

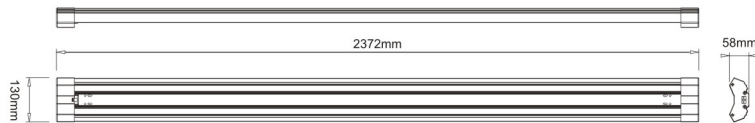
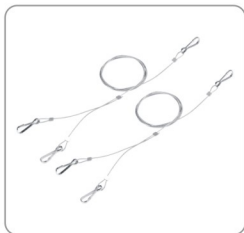


Oncall LED

LED SHOP LIGHT

FEATURES

- Using high precision, high efficiency drive power supply, stable performance.
- Stretch fomed shell made of high quality 6063 aluminum.
- Anti corrosive painted shell surface Larger heat dissipation aren to speed up heat dissipation.



Basic Parameter

Model No.	Material	Power	Voltage	Lumens/w	CCT (k)	CRI	Efficiency(%)	Power Factor	Dimmable	Size	IP
LCS-LN-40W-00K	FE+PC	40W	100-277V	≥100lm/w	3000-5000K	≥80	≥80	≥95	N	48"	20
LCS-LN-72W-00K		72W								96"	

PACKAGING

Model No.	Materials	Carton size (inch)	Qty/Ctn.(PCS)	G.W. (KG)	Quality Warranty
LCS-LN-40W-00K	Carton:K=K	49*16.1*6.7	5PCS	9.15KG	3 years
LCS-LN-72W-00K		97.8*15.3*6.7	4PCS	16KG	



Oncall LED



LED SECURITY FLOOD LIGHT

FEATURES

- With Motion sensor, Dusk to down. IR sensor sensing distance can be reached 18M, and sensing angle is 150 degree.
- Adopt high purity ADC12 material for the radiator, the fin structure help to speed up heat dissipation.
- Integrated shading cover structure to reduce light loss.
- Adopt anti-high temperature and anti-fire PC cover, to avoid the light loss caused by yellowing.



Basic Parameter

Model No.	Material	Power	Voltage	Lumens/w	CCT (k)	CRI	Efficiency(%)	Power Factor	Sensor	Size	IP
LCS-SEL-20W-00K	ADC12+ABS+PC	20W	120V	≥100lm/w	3000-5000K	≥80	≥80	≥90	54ft	1 Head	65
LCS-SEL-28W-00K		28W								2 HeadS	
LCS-SEL-39W-00K		39W								3 HeadS	

PACKAGING

Model No.	Materials	Carton size (inch)	Qty/Ctn.(PCS)	G.W. (KG)	Quality Warranty
LCS-SEL-20W-00K	Carton:K=A	L12.4*W11.2*H15.1 inch	8	≈7.8 KG	3 years
LCS-SEL-28W-00K		L14.7*W14.7*H15.1 inch		≈12.4 KG	
LCS-SEL-39W-00K		L22.6*W14.7*H15.1 inch		≈15.8 KG	

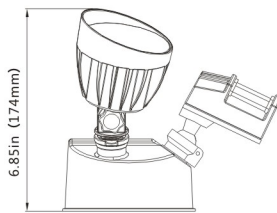
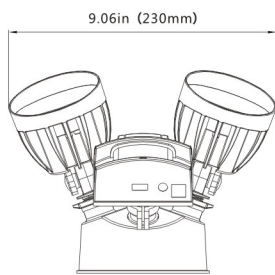


Oncall LED

LED SECURITY FLOOD LIGHT

FEATURES

- With Motion sensor, Dusk to down. IR sensor sensing distance can be reached 18M, and sensing angle is 150 degree.
- Double head 360 degree rotation, to meet all kinds of lighting requirement.
- Adopt high purity ADC12 material for the radiator; the fin structure increases the heat dissipation area. Lower light decay, longer lifespan.
- Integrated shading cover structure to reduce light loss.
- Adopt anti-high temperature and anti-fire PC cover, to avoid the light loss caused by yellowing.



Basic Parameter

Model No.	Material	Power	Voltage	Lumens/w	CCT (k)	CRI	Efficiency(%)	Power Factor	Sensor	Sensor	IP
LCS-SEL2-20W-00K	ADC12+ABS+PC	20W	120V	1600lm/w	3000-6000K	≥80	≥80	≥90	Y	54ft	65
LCS-SEL2-30W-00K		30W		2400lm/w							

PACKAGING

Model No.	Materials	Carton size (inch)	Qty/Ctn.(PCS)	G.W. (KG)	Quality Warranty
LCS-SEL2-20W-00K	Carton: K=A	L16.7*W13*H15.5 inch	8	≈9.6 kg	3 years
LCS-SEL2-30W-00K					



Oncall LED



LED SECURITY FLOOD LIGHT

(Camera version)

FEATURES

- With Motion sensor and Camera, Dusk to down. IR sensor sensing distance can be reached 18M, and sensing angle is 150 degree.
- Double head 360 degree rotation, to meet all kinds of lighting requirement.
- Adopt high purity ADC12 material for the radiator, the fin structure increase the heat dissipation area. Lower light decay, longer lifespan.
- Integrated shading cover structure to reduce light loss.
- Adopt anti-high temperature and anti-fire PC cover, to avoid the light loss caused by yellowing.
- Recommended application: this product is suitable for the gate, yard, garden, garage, warehouse, corridor, etc., which can make your life safer and easier.

Camera characteristics

- Intelligent lighting: The LED lights are automatically inducted without seeking for the switch in darkness. Three modes of light induction are supported.
- Real-time monitoring: The owner can view real-time monitoring video at any time anywhere.
- Alarm notification: After the alarm is turned on, when suspicious person is detected, the alarm message will be pushed to mobile app in real time.
- Active eviction: In case of danger, the owner can operate the active eviction at any location to dispel the suspicious person/animal.



Basic Parameter

Model No.	Material	Power	Voltage	Lumens/w	CCT (k)	CRI	Efficiency(%)	Power Factor	Color	Size	IP
LCS-SEL3-20W-00K	ADC12+ABS+PC	20W	120V	1600lm/w	3000-6000K	≥80	≥80	≥90	Brown & white	2 HeadS	65
LCS-SEL3-30W-00K		30W		2400lm/w							

PACKAGING

Model No.	Materials	Carton size (inch)	Qty/Ctn.(PCS)	G.W. (KG)	Quality Warranty
LCS-SEL3-20W-00K	Carton:K=A	L22.8*W13*H13.7 inch	8	≈ 10.8kg	3 years
LCS-SEL3-30W-00K					

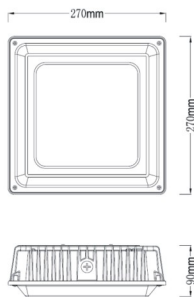


Oncall LED

LED CANOPY LIGHT

FEATURES

- LED canopy light PHILIPS chip, high CRI.
- Mean well IP65 driver.
- No UV or IR in the beam.
- Easy to install and operate.
- Energy saving, long lifespan.
- Light is soft and uniform, safe to eyes.
- Instant start, NO flickering, NO humming.



Basic Parameter

Model No.	Material	Power	Voltage	Lumens/w	CCT (k)	CRI	Efficiency(%)	Power Factor	Size	IP
LCS-GS-35W-00K	Aluminum	35W	100-277V	110lm/w	4000-5000K	≥80	≥90	≥90	15.0"×15.0"×2.8"	65
LCS-GS-45W-01K		45W								
LCS-GS-75W-02K		75W								
LCS-GS-150W-03K		150W								

PACKAGING

Model No.	Materials	Carton size (inch)	Qty/Ctn.(PCS)	G.W. (KG)	Quality Warranty
LCS-GS-35W-00K	Carton: K=K	12.6*12.6*6.3	1	4.6KG	5 years
LCS-GS-45W-01K		12.6*12.6*6.3		4.6KG	
LCS-GS-75W-02K		15.8*15.8*6.3		7.3KG	
LCS-GS-150W-03K		12.2*12.2*6.2		4.6KG	



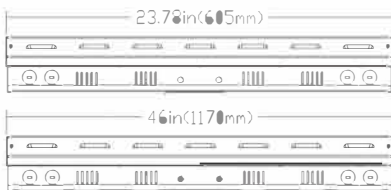
Oncall LED



LINEAR HIGH BAY

FEATURES

- Adopt side vent holes design to increase product beauty and heat dissipation performance.
- Direct luminescence, with higher luminous efficiency;
- Adopt 100-277V AC driver, 1-10V dimmable driver to meet the different lighting needs.



Basic Parameter

Model No.	Material	Power	Voltage	Lumens/w	CCT (k)	CRI	Efficiency(%)	Power Factor	Dimmable	Size	IP
LCS-HB-110W-00K	FE+PS	110W	100-277V	≥100lm/w	3000-5000K	≥80	≥88	≥95	N	24*12.5*3.3	40
LCS-HB-220W-00K		220W								46*12.5*3.4	

PACKAGING

Model No.	Materials	Carton size (inch)	Qty/Ctn.(PCS)	G.W. (KG)	Quality Warranty
LCS-HB-110W-00K	Carton: K=K	L 12.6*W23.6*H2.9 inch	1	4.8 KG	5 years
LCS-HB-220W-00K		L 12.6*W45.8*H2.9 inch		9 KG	

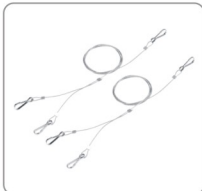


Oncall LED

LINEAR LOW BAY

FEATURES

- Adopt integrated reflectors on the back to reduce light loss;
- With USA plug, can be quickly install.
- Lightweight structure design, low transportation cost and convenient installation.



Basic Parameter

Model No.	Material	Power	Voltage	Lumens/w	CCT (k)	CRI	Efficiency(%)	Power Factor	Sensor	Size	IP
LCS-LLB-80W-00K	FE+PC +ABS	80W	100-277V	≥100lm/w	3000-5000K	≥80	≥88	≥95	1-30ft	47.2*10.8*2.2	40
LCS-LLB-80W-MI-00K											

PACKAGING

Model No.	Materials	Carton size (inch)	Qty/Ctn.(PCS)	G.W. (KG)	Quality Warranty
LCS-LLB-80W-00K	Carton:K=K	L48.6*W13.3*H14.7 inch	4	≈ 13.6 KG	5 years
LCS-LLB-80W-MI-00K					



Oncall LED



LED HIGH BAY

FEATURES

- Adopt integrated shading structure design, more uniform light output, higher luminous efficiency;
- Adopt the fin structure to increase the heat dissipation area, reduce the light decay and extend lifespan.
- Backside adopts the unique power box design, which can be compatible with different power supplies and improve the product appearance.
- Integrated optical lens, higher luminous efficiency and more uniform spots.



Basic Parameter

Model No.	Material	Power	Voltage	Lumens/w	CCT (k)	CRI	Efficiency(%)	Power Factor	Dimmable	Size	IP
LCS-UFO-100W-00K	ADC12+PC	100W	100-277V	100lm/w	3000-5000K	≥80	≥90	≥95	N	D11*H3.3	65
LCS-UFO-120W-00K		120W								D11*H3.3	
LCS-UFO-150W-00K		150W								D13.3*H3.7	
LCS-UFO-200W-00K		200W								D15.7*H3.7	
LCS-UFO-240W-00K		240W								D15.7*H3.7	

PACKAGING

Model No.	Materials	Carton size (inch)	Qty/Ctn.(PCS)	G.W. (KG)	Quality Warranty
LCS-UFO-100W-00K	Carton: K=K	L12.2*W12.2*H6.8 inch	1	2.6 KG	5 years
LCS-UFO-120W-00K		L12.2*W12.2*H6.8 inch		2.9 KG	
LCS-UFO-150W-00K		L13.7*W13.7*H7.2 inch		3.7 KG	
LCS-UFO-200W-00K		L16.7*W16.7*H7.6 inch		4.8 KG	
LCS-UFO-240W-00K		L16.7*W16.7*H7.6 inch		5 KG	



Oncall LED

LED FLOOD LIGHT

FEATURES

- Adopt integrated shading structure design, more uniform light output, higher luminous efficiency;
- Adopt the fin heat dissipation structure to increase the heat dissipation area, lower light decay, and longer lifespan.
- Adjustable knuckle and bracket installation / can be choosing.



50W



led Flood light / Shoebox
150—200W



100W



Basic Parameter

Model No.	Material	Power	Voltage	Lumens/w	CCT (k)	CRI	Efficiency(%)	Power Factor	Dimmable	Size	IP
LCS-FL-50W-00K	ADC12+PC	50W	100-277V	≥110lm/w	3000-5000K	≥80	≥90	≥95	N	8.6*6*3	65
LCS-FL-100W-00K		100W								11.3*7.6*3.3	
LCS-FL-150W-00K		150W								13.3*9.4*4.5	
LCS-FL-150W-00K		200W								13.3*9.4*4.5	

PACKAGING

Model No.	Materials	Carton size (inch)	Qty/Ctn.(PCS)	G.W. (KG)	Quality Warranty
LCS-FL-50W-00K	Carton:K=K	L19.4*W10.2*H10.8 inch	4	8 KG	5 years
LCS-FL-100W-00K		L13*W12.4*H13.5 inch		12 KG	
LCS-FL-150W-00K		L24.2*W14.9*H11.6 inch		17.2 KG	
LCS-FL-150W-00K		L24.2*W14.9*H11.6 inch		18.4 KG	



Oncall LED



LED WALL PACK LIGHT

FEATURES

- Ventilation holes design structure to promote air convection, better for cooling.
- Adopt high purity ADC12 material for the radiator, the fin structure increase the heat dissipation area.
- Adopt tempered glass cover to avoid yellowing.
- Separate assembly structure, makes installation easier.



Basic Parameter

Model No.	Material	Power	Voltage	Lumens/w	CCT (k)	CRI	Efficiency(%)	Power Factor	Dimmable	Size	IP
LCS-WP-60W-00K	ADC12+ PC/Glass	60W	100-277V	90lm/w	3000-6000K	≥80	≥90	≥95	N	15*9.7*7.6	65
LCS-WP-80W-00K		80W									
LCS-WP-100W-00K		100W									
LCS-WP-120W-00K		120W									

PACKAGING

Model No.	Materials	Carton size (inch)	Qty/Ctn.(PCS)	G.W. (KG)	Quality Warranty
LCS-WP-60W-00K	Carton:K=K	L16.5*W12*H10	1	2.8KG	5 years
LCS-WP-80W-00K				2.8KG	
LCS-WP-100W-00K				3.2KG	
LCS-WP-120W-00K				3.8KG	

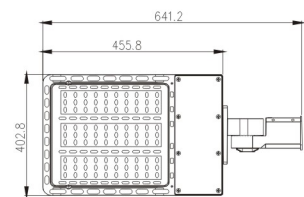
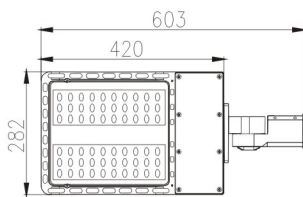
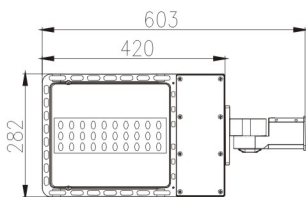


Oncall LED

LED SHOEBOX LIGHT

FEATURES

- Photocell and shorting cap can be choosing, to meet different lighting requirement.
- T3, T5 and other lens can be choosing.
- Adopt high purity ADC12 material for the radiator, the fin structure increase the heat dissipation area.
- Arm mounting, trunion mounting and slip fitter mounting available.



Basic Parameter

Model No.	Material	Power	Voltage	Lumens/w	CCT (k)	CRI	Efficiency(%)	Power Factor	Dimmable	Size	IP
LCS-SB-100W-00K	ADC12+PC	100W	100-277V	110lm/w	3000-5000K	≥80	≥90	≥95	Motion	603*282*85	65
LCS-SB-150W-00K		150W								603*282*85	
LCS-SB-200W-00K		200W								603*282*85	
LCS-SB-240W-00K		240W								641*403*85	
LCS-SB-300W-00K		300W								641*403*85	

PACKAGING

Model No.	Materials	Carton size (inch)	Qty/Ctn.(PCS)	G.W. (KG)	Quality Warranty
LCS-SB-100W-00K	Carton: K=K	L25*W13.8*H7.1	1	12 KG	5 years
LCS-SB-150W-00K		L25*W13.8*H7.1		17.2 KG	
LCS-SB-200W-00K		L25*W13.8*H7.1		18.4 KG	
LCS-SB-240W-00K		L26.6*W18.7*H7.1		19.6 KG	
LCS-SB-300W-00K		L26.6*W18.7*H7.1		20.8 KG	